

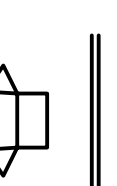






## GENERAL NOTES

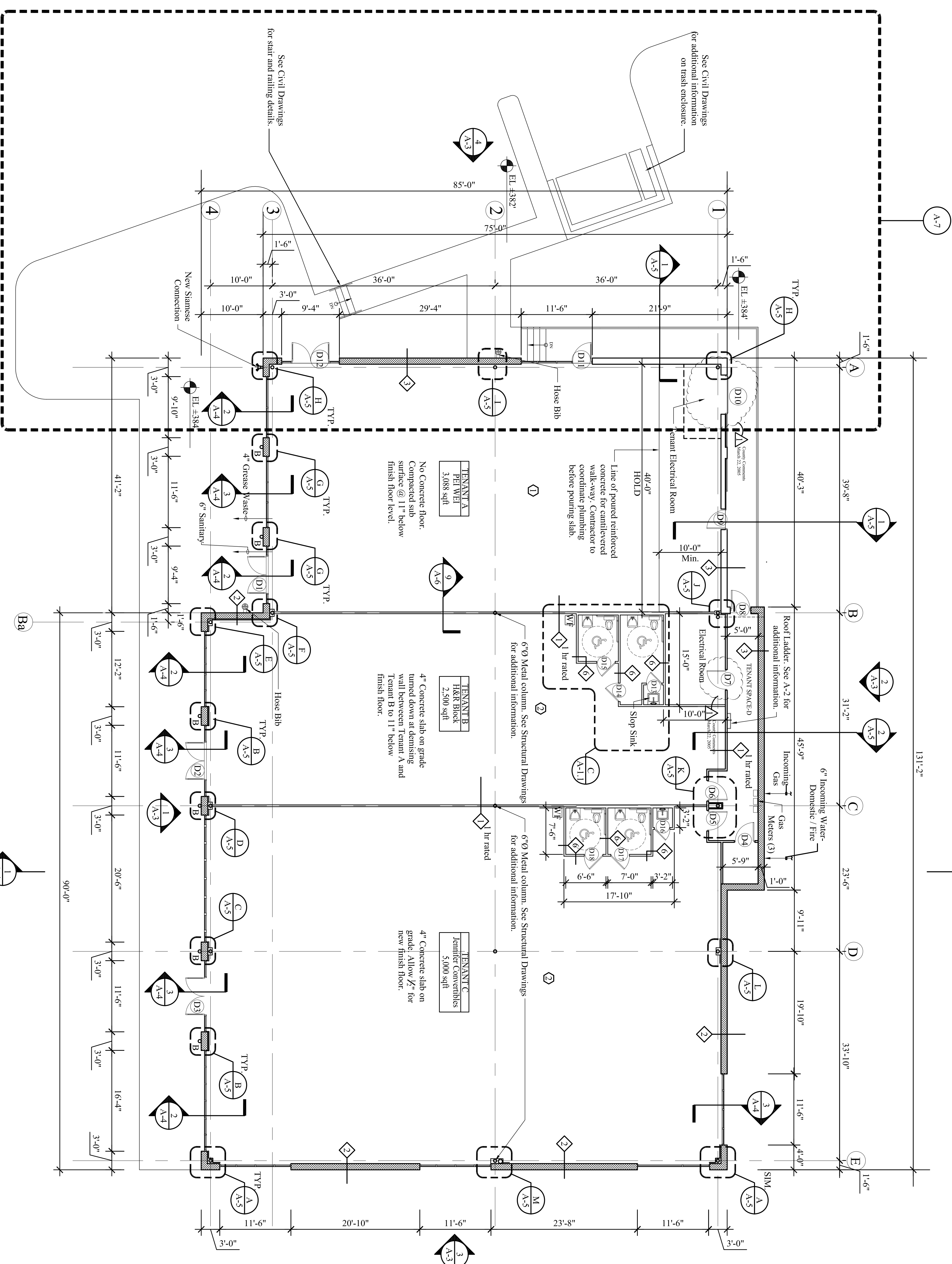
- All exposed edges and/or corners all painted drywall construction shall receive a metal head which is to be taped and floated smooth.
- Where new walls are to align with the existing walls and/or columns, remove existing corner bead. Tape, spackle and sand smooth joints necessary to a point along the existing wall so that new finish is not obvious.
- All wood products to be fire rated if required by governing building authorities.
- Floor slab shall be flash patched smooth a required to accept new floor finishes.
- Suspended ceiling tile grid, bulkhead etc. Shall be suspended from structural deck above only.
- All vertical dimensions to be made from the highest point of floor slab to ensure proper alignment of all doors, bulkheads, etc.
- Locate inside edge of all door frame 6 inches from the adjacent perpendicular wall, unless otherwise noted in accordance with U/F/S and ADA at inside corners.
- All penetrations of fire rated assemblies (doors, walls and/or ceilings) shall be fire stopped to comply with applicable codes and in accordance with UL standards.
- When partition abuts mullion, align partition with centerline of mullion, U.O.N. (unless otherwise noted).
- Drawings are not to be scaled-dimensions govern.
- Where dimensions are omitted on drawings, locate new walls, partitions or other features in self-evident positions (i.e. aligned with the face of existing wall, partition or column, centers on opening, column, mullion or space etc.)
- Coordinate proposed new work with existing conditions to establish the extent of demolition. (if required)
- Install new frames, doors and hardware in accordance with manufacturers specifications.
- All Partitions, doors, hardware and other construction items shall be provided as described in these documents, government requirements in combination with existing building standard. All hardware shall meet the requirement of the Americans with Disabilities Act (ADA) and project requirement. Special hardware to be provided as noted in these drawings (if applicable) U.O.N.
- The contractor shall be responsible for coordinating all floor and ceiling finishes to ensure that joints and transitions between materials, whether they be wall to floor, floor to floor, wall to ceiling or ceiling to ceiling, will be smooth, true, level and in accordance with drawings, specifications and schedules.
- Contractor shall verify in field all base building & interior dimension inside limit of work prior to beginning with construction. Contractor shall notify architect if any discrepancies.
- All drywall partitions shall be dimensioned from finish face of drywall to face U.O.N.
- Contractor shall verify all existing conditions including mechanical partitions, electrical conduits, etc.

## KEY NOTES

- This space to be delivered unfinished. See Tenant Work Letter (CS-2).
- This space to be delivered as a warm vanilla shell. See Tenant Work Letter for additional information (CS-2).

## SYMBOLS

	NEW PARTITION
	EMERGENCY LIGHTS
	EXIT SIGN (SHADDED AREA TO INDICATE DIRECTION)
	RECESSED DOWNLIGHT
	SURFACE MOUNTED FLUORESCENT FIXTURE
	REAR FLOOD LIGHTING
	DECORATIVE EXTERIOR LIGHTS



FLOOR PLAN  
SCALE: 1/8" = 1'-0"

NOTE: All wood used for structural elements, roof framing, bulk head framing and similar purposes shall be fire retardant treated in accordance with AWPAC-27-74 for plywood, AWPAC-29-74 for lumber. (2003 International Building Code)

See List & Associates

# SL&A

Architecture, Interiors,  
Planning  
4340 East West Highway  
Suite 105  
Bethesda, Maryland  
20814 USA  
301.986.9300  
Fax.986-0500

Notes Consultants  
METV ENGINEERS, INC.  
1515 Wilson Blvd.  
Arlington, VA 22209  
(703) 224-1188  
metvengineers.com

COLUMBIA ENGINEERING INC.  
6470 Dobbin Road  
Columbia, MD 21045  
(410) 992-9970  
columbiacengineering.com

THE SHOPPES at  
DOBBIN CORNER  
6478 DOBBIN CENTER WAY  
COLUMBIA, MD

NEW RETAIL BUILDING

DOBBIN CENTER LTD.

Drawing Title  
FLOOR PLANS

Date	Issue
07-01-2004	REVIEW
08-17-2004	REVIEW
11-19-2004	MEP ISSUE-Prelim
12-1-2004	Contractor Bid
12-30-2004	PERMIT ISSUE
03-22-2005	COUNTY COMMENTS
04-18-2005	CLIENT COORD.
05-10-2005	COUNTY COMMENTS

Dwn By	ALB
Chkd By	MG
Job No.	

Sheet No.  
**A-1**